


Why your design ^{potentially} won't reproduce perfectly. ...Some of your design is missing "trap"

Your design is calling for two or more colours to bump up to each other and "register" perfectly.

Perfect "registration" of the two colours




Without "trap" on your yellow box...

if the paper moves even a hair, in the printing press, a hole will appear where the two colours should be touching.

This mis-register will appear sporadically throughout the run

How do we ensure this won't happen?

Movement exaggerated for illustration purposes.




"Trap" the yellow box inside the red box...

by applying an outline (or stroke) to the yellow box, and setting this outline to *overprint the fill* then even if the paper moves there will not be a hole in your design.

As a general rule a one point outline will suffice.

Yellow outline or stroke



656 University Avenue, West | Windsor, Ontario | N9A 5R5

Ph: 519-256-3129 | Fax: 519-256-0990 | info@heraldpress.ca | www.heraldpress.ca